

AGES


3+

18341

Tonka CHUCK

• & FRIENDS • TM

Rumblin'
Chuck TM



X4
BATTERIES
INCLUDED

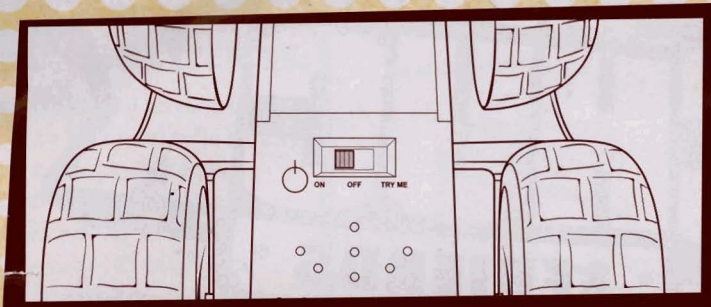
Replace with 4 x 1.5V "C"
or LR14 size alkaline batteries.
Phillips/cross head screwdriver
(not included) needed to replace
batteries.



⚠ CAUTION:

Hair entanglement may result if child's hair comes in contact
with moving parts of toy. Adult supervision is required.

TO PLAY:



Move switch to on.

Your RUMBLIN' CHUCK toy loves to respond to you and has over 50 phrases and sounds. His reactions are random, so keep playing with him to see what he'll do next!

Your RUMBLIN' CHUCK toy


Wiggles his rear tires when lifted.
Rocks side to side.
Moves his eyebrows and mouth.
Knows when he's being pushed.

Talks and makes sounds.
Does a wheelie while driving in a circle.
Wiggles his smokestacks.
Knows when his dump is loaded.

There are 5 ways to activate your RUMBLIN' CHUCK toy:


1

Lift Chuck's dump bed.




2

Fill his dump bed.



NOTE: RUMBLIN' CHUCK works best on hard surfaces.




3
Lift Chuck.

See him wiggle!

4

Push and pull him.


Push Chuck forward to make him speak. Pull Chuck back and he'll beep.



5

Press his cab lights.

Press Chuck's lights to hear fun phrases or do a wheelie.



SLEEP MODE:

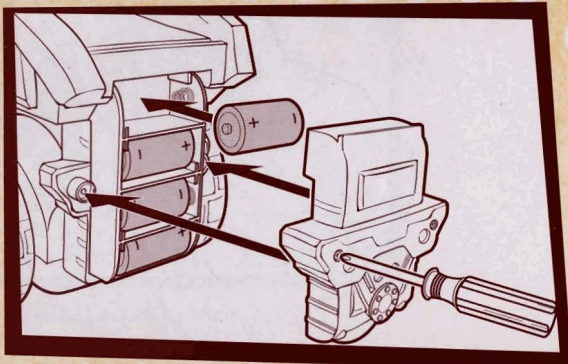
If you don't do anything with your RUMBLE CHUCK toy, he will go to sleep after a short time. Press his dump bed or cab lights to wake him up.

TROUBLESHOOTING!

If he is unresponsive, or if sounds become erratic, the battery power may be low. Slide the power switch to OFF, then to ON and/or replace batteries.

(TO REPLACE BATTERIES:

- Use a Phillips/cross head screwdriver (not included) to loosen screw in battery compartment cover (screw remains attached to cover). Remove cover.
- Remove and discard old batteries.
- Replace with 4 x 1.5V "C" or LR14 size alkaline batteries. Replace cover and tighten screw.



IMPORTANT: BATTERY INFORMATION

⚠ CAUTION:

- Always follow the instructions carefully. Use only batteries specified and be sure to insert them correctly by matching the + and - polarity markings.
- Do not mix old batteries and new batteries, or standard (carbon-zinc) with alkaline batteries.
- Remove exhausted or dead batteries from the product
- Remove batteries if product is not to be played with for a long time
- Do not short-circuit the supply terminals.
- Should this product cause, or be affected by, local electrical interference, move it away from other electrical equipment. Reset (switching off and back on again or removing and re-inserting batteries) if necessary.
- RECHARGEABLE BATTERIES:** Do not mix these with any other types of batteries. Always remove from the product before recharging. Recharge batteries under adult supervision. **DO NOT RECHARGE OTHER TYPES OF BATTERIES.**

FCC STATEMENT

This device complies with part 15 of the FCC Rules. Operation is subject to the following two conditions:

(1) This device may not cause harmful interference, and (2) this device must accept any interference received, including interference that may cause undesired operation.

This equipment has been tested and found to comply with the limits for a Class B digital device, pursuant to part 15 of the FCC Rules. These limits are designed to provide reasonable protection against harmful interference in a residential installation. This equipment generates, uses and can radiate radio frequency energy, and, if not installed and used in accordance with the instructions, may cause harmful interference to radio communications. However, there is no guarantee that interference will not occur in a particular installation. If this equipment does cause harmful interference to radio or television reception, which can be determined by turning the equipment off and on, the user is encouraged to try to correct the interference by one or more of the following measures:

- Reorient or relocate the receiving antenna.
- Increase the separation between the equipment and receiver.
- Consult the dealer or an experienced radio/TV technician for help.

CAUTION: Changes or modifications to this unit not expressly approved by the party responsible for compliance could void the user's authority to operate the equipment.

NOTE TO UK CONSUMERS: This product and its batteries must be disposed of separately at your local waste recycling centre. Do not dispose of in your household waste bin.



Product and colors may vary.
© 2009 Hasbro. All Rights Reserved.
TM & ® denote U.S. Trademarks.
P/N 7036510000

VISIT
CHUCKANDFRIENDS
.COM

Questions? Call: 1-800-327-8264